


HAVE YOU TRIED PLACING YOUR ORDER ONLINE?

It will be delivered to your school just the same as if you completed this order form.

www.waltons.co.za

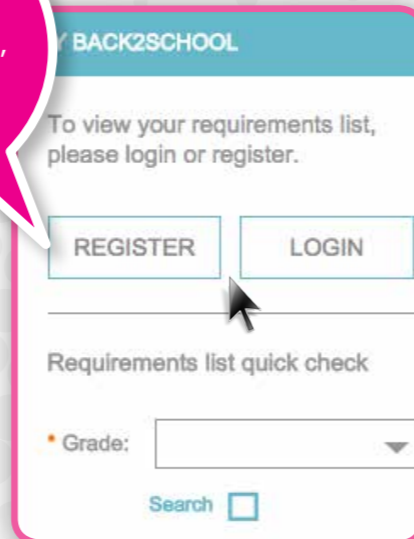
1

Select the "Back to School" tab to register or login.



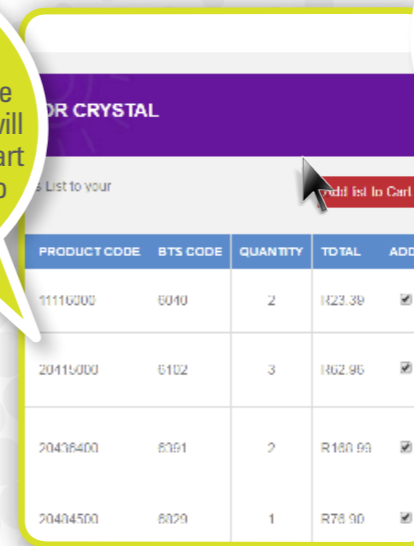
2

Once on the Back to School page, "login" or "register" if you're not registered yet.



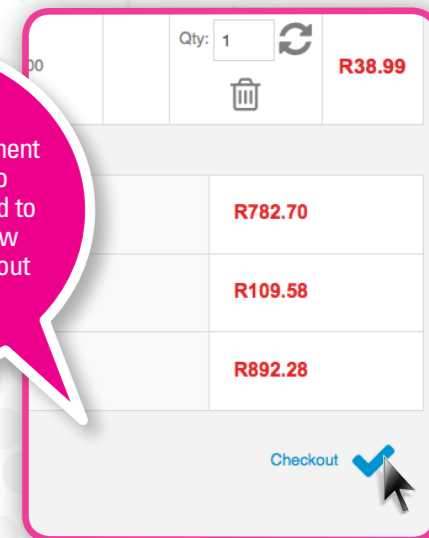
5

Once completed, click on "Add list to Cart" at the bottom of the page. This will populate your shopping cart with the items relevant to the requirements list.



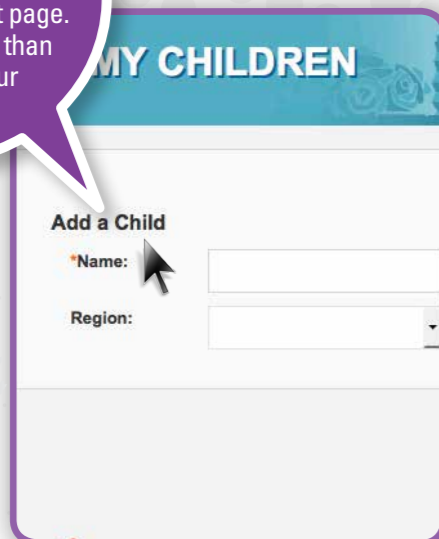
6

Review your requirement list and proceed to "Checkout". Proceed to Checkout and follow the standard Checkout and payment process.



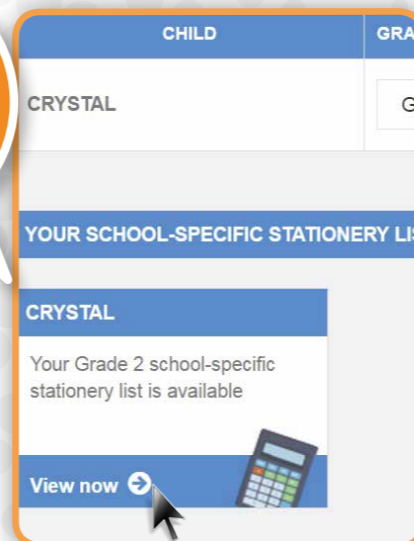
3

Once registered and logged in, add your children to view the requirement list page. You can add more than one child to your profile.



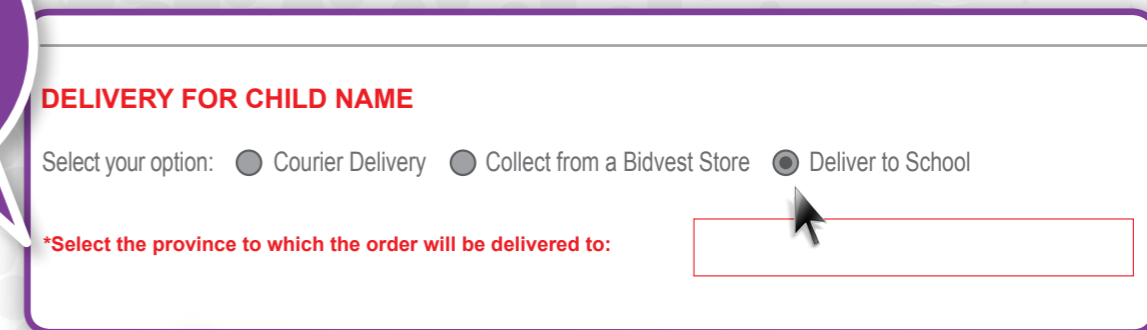
4

Once child is added click on "View now" to review the stationery list.



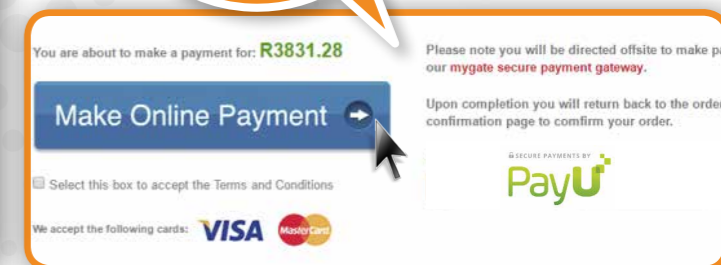
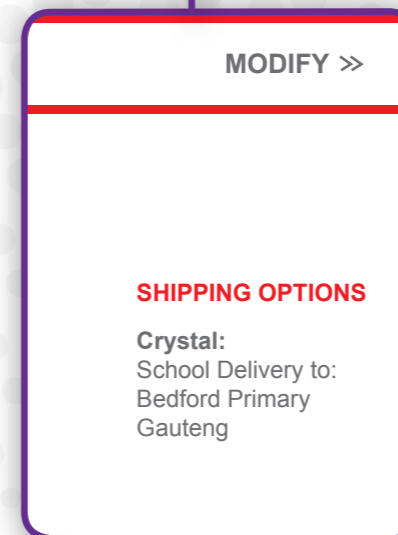
7

At checkout select "Continue on step 2". Select "Deliver to School" option and continue.



8

"Make Online Payment" to finalise order.



DELIVERY of your **CHILD'S STATIONERY** will take place at your child's school

Please ensure you submit your order before the communicated deadline when placing your order online. Your order will be delivered on the hand out date communicated by the school.